


MAKE A SNAKE CHARMER




- SUPPLIES**
- TISSUE PAPER
 - MAGIC MARKERS
 - PLASTIC RULER
 - SCISSORS
 - WOOL SCARF

1 DRAW A SPIRAL ON A PIECE OF TISSUE PAPER

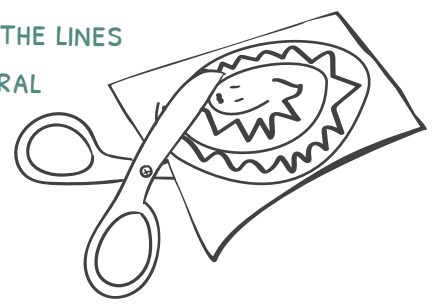


2 DECORATE THE FACE AND BODY OF THE SNAKE

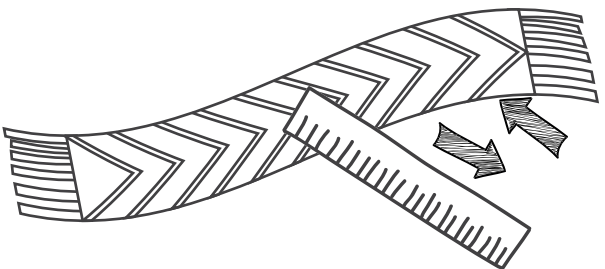


DON'T FORGET TO DRAW THE EYES ON THE SNAKE


3 CUT OUT THE SNAKE FOLLOWING THE LINES OF THE SPIRAL



4 RUB THE PLASTIC RULER ENERGETICALLY AGAINST A WOOL SCARF



5 NOW TOUCH THE HEAD OF THE SNAKE WITH THE PLASTIC RULER AND TRY TO GET IT DANCE UPWARDS



WOW !!!
THE SNAKE IS CHARMED AND RAISES UP LIKE MAGIC



WHY IS THAT?

WHEN YOU RUB THE PLASTIC RULER AGAINST THE WOOL SCARF YOU CAUSE THE INVISIBLE PARTICLES TO MOVE FROM THE WOOL TO THE PLASTIC. THESE PARTICLES CREATE AN ACCUMULATION OF STATIC ELECTRICITY ALONG THE RULER THAT ATTRACTS THE TISSUE PAPER

